

# ULead Undermount Slides Series

1J69F – 6 Ways Adjustable Silent Soft-Closing Undermount KingSlide (Face Framed and Frameless Cabinets)



## Specifications

**Length:** 229 / 305 / 381 / 457 / 533mm  
9" / 12" / 15" / 18" / 21"

**Travel:** Full Extension

**Max Drawer Side Thickness:** 16mm

**Max. Load Capacity:** 45 kg(100 lb)/pair

**Mount:** Undermount

**Material:** Galvanized Steel

**Height Adjustment:** +3.5mm

**Side Adjustment:** ±1.5mm

**Depth Adjustment:** ±2mm

**Package:** 6 pairs/carton



## Features

- Undermounted concealed runners with full extension travel length
- Ultra smooth gliding motion with high rigidity and stability
- Enhanced silent soft-closing feature with light opening force
- Durable damping system with fast response capability
- Tool-less drawer height adjustment from the drawer front
- Tool-less drawer side adjustment from locking device.
- Tool-less built in depth adjustment roller on the drawer member.
- Simple assembly and removal of drawer with the front release latch
- Dynamic loading capacity of 40kg (88lb) with 100,000 life cycles, or 45kg (100lb) with 50,000 life cycles
- Can be mounted either in face frame style using rear bracket, or in frameless style to the side of the cabinet.

## Applications

- For Face Framed and Frameless Cabinets :  
Kitchen Cabinetry, Home Furniture and Box Drawers.

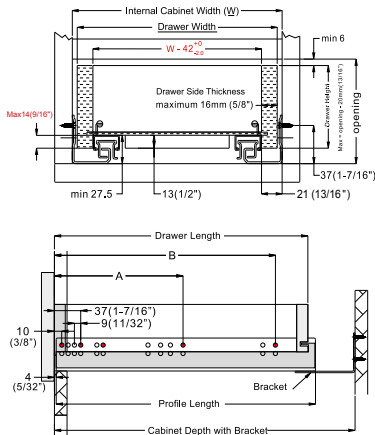


# Full Extension Slide

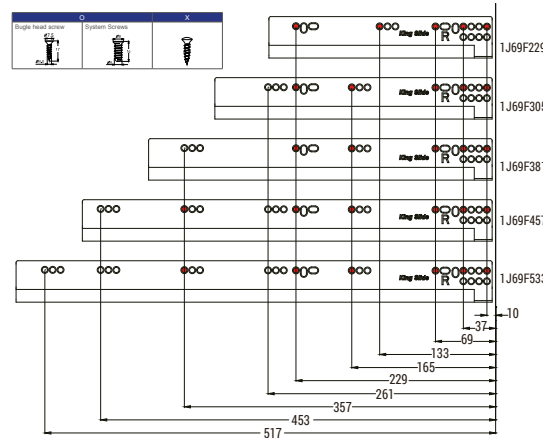
## ULead Undermount Slides Series

### Dimensional Specifications

#### Space Requirements



#### Positions of Cabinet Holes



#### Cabinet member bottom mounting holes

Red Dots : Minimum Number of Screws.  
 please ensure the slides are parallel to the horizon or tilted to the cabinet front during installation.

	L
1J68F381	256
1J68F457	320
1J68F533	384



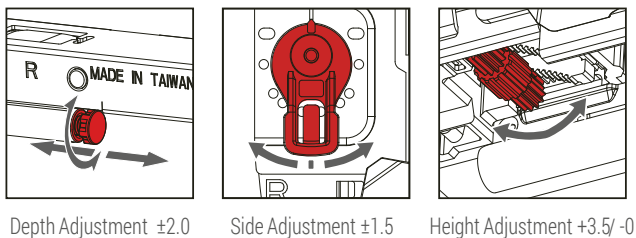
Drawer Width Formula	
Drawer Side Thickness mm (inch)	"W" minus mm (inch)
16 (5/8")	10 (3/8")
15 (19/32")	12 (15/32")
14 (9/16")	14 (9/16")
13 (1/2")	16 (5/8")
12 (15/32")	18 (23/32")

W: Internal Cabinet Width  
 Example: Internal Cabinet Width = 457 mm (18")  
 Drawer Side Thickness = 13 mm (1/2")  
 Drawer Width = 457 - 16 = 441<sup>+0</sup><sub>-2.0</sub> mm  
 = (18") - (5/8") = 17-3/8"

Item No.	Drawer Length	Overall Cabinet Depth	Cabinet Depth With Bracket		Profile Length	System Screw Locations	
			MAX	MIN		A	B
1J69F229	229 (9")	305 (12")			256 (10-1/16")	133 (5-1/4")	229 (9")
1J69F305	305 (12")	381 (15")	369 (14-9/16")	326 (12-7/8")	318 (12-1/2")	165 (6-1/2")	261 (10-1/4")
1J69F381	381 (15")	457 (18")	446 (17-9/16")	403 (15-7/8")	394 (15-1/2")	165 (6-1/2")	357 (14-1/16")
1J69F457	457 (18")	533 (21")	522 (20-9/16")	479 (18-7/8")	470 (18-1/2")	261 (10-1/4")	453 (17-13/16")
1J69F533	533 (21")	610 (24")	598 (23-9/16")	555 (21-7/8")	546 (21-1/2")	261 (10-1/4")	517 (20-3/8")

Units: mm (inch)

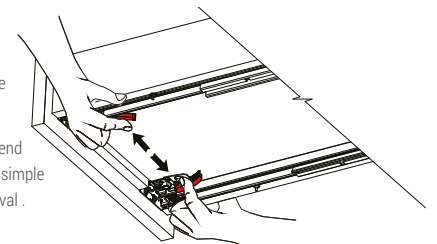
#### 6-Way Adjustments



#### Easy Assembly with Front-End Installation

Drawer Removal:  
 Simply press the front release device to remove the drawer.

Our specially designed front-end installation allows quick and simple drawer installation and removal.



### Ordering

Item	Description
280-1J69F-9	9" - 1J69F - for 5/8" (16mm) drawer thickness
280-1J69F-12	12" - 1J69F - for 5/8" (16mm) drawer thickness
280-1J69F-15	15" - 1J69F - for 5/8" (16mm) drawer thickness
280-1J69F-18	18" - 1J69F - for 5/8" (16mm) drawer thickness
280-1J69F-21	21" - 1J69F - for 5/8" (16mm) drawer thickness

### Drawer

